

Aptima® Transfer Solution Kit

General Purpose Reagent

For Laboratory use

Materials Provided

Aptima Transfer Solution Kit (Cat. No. 303659)

Component	Quantity
Pro K <i>Proteinase K, lyophilized</i>	1 vial (250 mg)
Pro K Reconstitution Solution <i>500 mM Tris-EDTA solution containing 746 mM 2-Imidazolidone</i>	1 bottle (60 mL)
Reconstitution Collar	1

Materials Required But Available Separately

Bleach, 5% to 7% (0.7M to 1.0M) sodium hypochlorite solution





Plastic-backed absorbent laboratory bench covers

Warnings and Precautions

- Use caution when handling the Pro K Reconstitution Solution and the Reconstituted Pro K Transfer Solution, avoid direct contact of either the Pro K Reconstitution Solution or the Reconstituted Pro K Transfer Solution to skin or mucous membranes and avoid ingestion. Wash with water if these reagents come into contact with skin or eyes. If spills occur, dilute with water and wipe dry.
- Use routine laboratory precautions. Do not eat, drink or smoke in designated work areas. Wear disposable, powderless gloves, protective eye wear, and laboratory coats when handling reagents.
- Work surfaces and other equipment must be regularly decontaminated with 0.5% sodium hypochlorite in deionized (DI) water.
- Dispose of unused reagents and waste in accordance with local regulations.
- Some reagents of this kit are labeled with risk and safety symbols.

Note: For hazard communication information, refer to the Safety Data Sheet Library at www.hologicsds.com.

US Hazard Information

 	<p>Proteinase K PROTEINASE K 95 – 100% DANGER H319 - Causes serious eye irritation H334 - May cause allergy or asthma symptoms or breathing difficulties if inhaled. May cause respiratory irritation. May cause drowsiness or dizziness H316 - Causes mild skin irritation P264 - Wash face, hands and any exposed skin thoroughly after handling P261 - Avoid breathing dust/fume/gas/mist/vapors/spray P285 - In case of inadequate ventilation wear respiratory protection P271 - Use only outdoors or in a well-ventilated area P305 + P351 + P338 - IF IN EYES: Rinse cautiously with water for several minutes. Remove contact lenses, if present and easy to do. Continue rinsing P337 + P313 - If eye irritation persists: Get medical advice/attention P304 + P341 - IF INHALED: If breathing is difficult, remove victim to fresh air and keep at rest in a position comfortable for breathing P342 + P311 - If experiencing respiratory symptoms: Call a POISON CENTER or doctor/physician P304 + P340 - IF INHALED: Remove victim to fresh air and keep at rest in a position comfortable for breathing. Call a POISON CENTER or doctor/physician if you feel unwell P403 + P233 - Store in a well-ventilated place. Keep container tightly closed P405 - Store locked up</p>
 	<p>Proteinase K Reconstitution Solution SODIUM HYDROXIDE 5 - 10% EDTA 10 - 15% DANGER H314 - Causes severe skin burns and eye damage H401 - Toxic to aquatic life P260 - Do not breathe dust/fume/gas/mist/vapors/spray P264 - Wash face, hands and any exposed skin thoroughly after handling P280 - Wear protective gloves/protective clothing/eye protection/face protection P310 - Immediately call a POISON CENTER or doctor/physician P305 + P351 + P338 - IF IN EYES: Rinse cautiously with water for several minutes. Remove contact lenses, if present and easy to do. Continue rinsing P310 - Immediately call a POISON CENTER or doctor/physician P303 + P361 + P353 - IF ON SKIN (or hair): Remove/Take off immediately all contaminated clothing. Rinse skin with water/shower P363 - Wash contaminated clothing before reuse P304 + P340 - IF INHALED: Remove victim to fresh air and keep at rest in a position comfortable for breathing P310 - Immediately call a POISON CENTER or doctor/physician P301 + P330 + P331 - IF SWALLOWED: rinse mouth. Do NOT induce vomiting P405 - Store locked up</p>

Kit Storage requirements

- A. Do not use reagents beyond the expiration date indicated on the vials.
- B. Store the Aptima Transfer Solution kit at 2°C to 8°C (refrigerated) upon receipt.
- C. After reconstitution, the Reconstituted Pro K Transfer Solution is stable for 30 days when stored at 2°C to 8°C.
- D. Discard any Reconstituted Pro K Transfer Solution after 30 days or after the kit expiration date, whichever comes first.
- E. Do not freeze reagents.

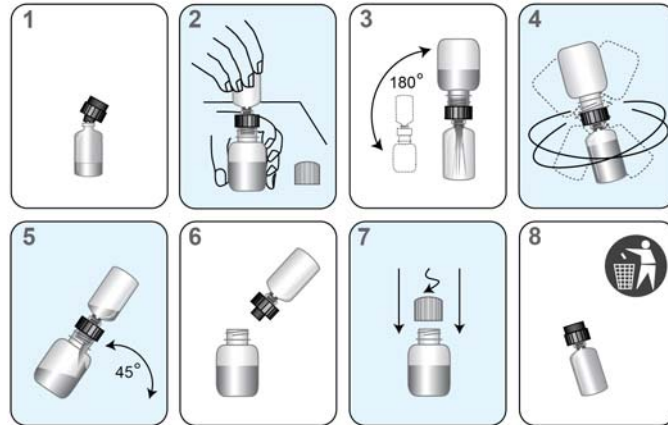
Procedural Notes

A. Work Area Preparation

1. Put on clean gloves.
2. Wipe down bench top or work area surfaces with 0.5% sodium hypochlorite solution. (Use DI water to dilute 5% to 7% sodium hypochlorite solution. A prepared batch of 0.5% sodium hypochlorite solution will be effective for 1 week if properly stored.)
3. Allow solution to contact surfaces for 1 minute and then follow with a water rinse. Dry the surfaces with paper towels.
4. Cover the bench with clean, plastic-backed laboratory bench covers.

B. Reagent Preparation of a New Kit

1. Open the lyophilized Pro K vial (glass).
2. Firmly insert the notched end of the reconstitution collar into the glass vial's opening (Figure 1, Step 1).
3. Open the Pro K Reconstitution Solution bottle (plastic) and set the cap on a clean, covered work surface.
4. While holding the plastic bottle on the bench, firmly insert the other end of the reconstitution collar into the bottle's opening (Figure 1, Step 2).
5. Invert the assembled bottle and vial. Allow the solution to drain into the glass vial (Figure 1, Step 3). The volume of liquid should exceed the volume of the glass vial, causing some of the liquid to remain in the reconstitution collar.
6. Gently swirl the solution in the vial to mix. (Figure 1, Step 4).
7. Wait for the lyophilized reagent to go into solution (approximately 3 minutes).
8. Invert the assembled bottle and vial (Figure 1, Step 5). Allow all of the liquid to drain back into the bottle.
9. Remove the reconstitution collar and glass vial (Figure 1, Step 6).
10. Recap the plastic bottle (Figure 1, Step 7).
11. Mix by inverting the bottle 5 or 6 times.
12. Record the operator's initials and reconstitution date on the bottle.
13. Discard both the reconstitution collar and glass vial (Figure 1, Step 8).
14. Store the reconstituted Pro K Transfer solution at 2°C to 8°C for up to 30 days. Do not freeze.
15. Discard any Reconstituted Pro K Transfer solution after 30 days or after the kit expiration date, whichever comes first.



C. Reagent Preparation of a Previously Reconstituted Kit

1. Allow the Reconstituted Pro K Transfer Solution to come to room temperature.
2. Mix thoroughly by inverting the bottle prior to use.



Hologic, Inc.
10210 Genetic Center Drive
San Diego, CA 92121 USA

Customer Support: +1 800 442 9892
customersupport@hologic.com

Technical Support: +1 888 484 4747
molecularsupport@hologic.com

For more contact information visit www.hologic.com.

Aptima is a trademark and/or registered trademark of Hologic Inc. and/or its subsidiaries in the United States and/or other countries. All other trademarks that may appear in this package insert are the property of their respective owners.

This product may be covered by one or more U.S. patents identified at www.hologic.com/patents.

© 2013-2018 Hologic, Inc. All rights reserved.
504099 Rev. 002
2018-01