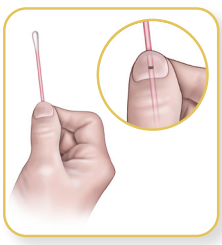


Aptima® Multitest Swab Specimen Collection Kit

Patient collection procedure guide*

In addition to the Aptima Multitest Swab, a nasal swab can be collected and placed in VTM, UTM, STM, saline or liquid Amies for COVID testing.

For COVID testing with nasal swab specimens



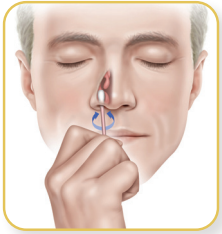
Wash hands before starting. If you have any questions about this procedure, please ask your healthcare provider.

Partially peel open swab package and remove swab. Do not touch the soft tip or lay the swab down. If the soft tip is touched, laid down, or dropped, discard and get a new Aptima Multitest Swab Specimen Collection Kit.

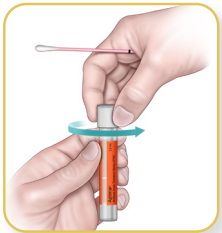
Hold swab, placing thumb and forefinger in the middle of swab shaft over black score line. Do not hold the swab shaft below the score line.



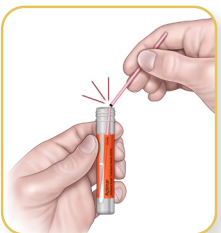
Carefully insert the swab into the first nostril until resistance is met at the level of the turbinates (less than one inch into the nostril). Rotate the swab a few times against the nasal wall and remove from nostril.



Using the same swab, carefully insert the swab into the second nostril until resistance is met at the level of the turbinates (less than one inch into the nostril). Rotate the swab a few times against the nasal wall and remove from nostril.



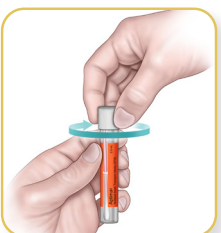
While holding swab in hand, unscrew tube cap. Do not spill tube contents. If tube contents are spilled, discard and replace with a new Aptima Multitest Swab Specimen Collection Kit.



Immediately place swab into transport tube so black score line is at top of tube. **Align the score line with top edge of tube and carefully break shaft.**



Discard top portion of shaft. Tightly screw cap onto tube. Return tube as instructed by your healthcare provider.



Specimens in the Aptima Multitest tube may be stored at 2°C to 30°C up to 6 days.



* Hologic provides this collection procedure guide as a general informational tool only; it is not an affirmative instruction or guarantee of performance. It is the sole responsibility of the clinician to read and understand the appropriate package insert and comply with applicable local, state and federal rules and regulations.