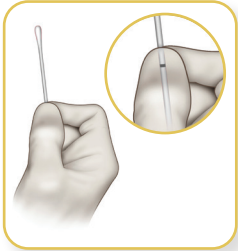


Aptima® & Panther Fusion® Swab Specimen Collection

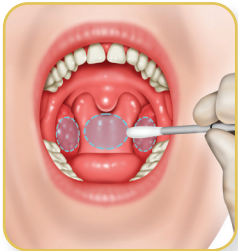
Clinician collection procedure guide*

For COVID testing with oropharyngeal (throat) swab specimens

An oropharyngeal (throat) swab can be collected and placed in VTM, UTM, STM, saline or liquid Amies for COVID testing.



Do not touch the soft tip or lay the swab down. If the soft tip is touched, laid down, or dropped, discard and get a new swab specimen collection kit. **Hold swab, placing thumb and forefinger in the middle of swab shaft over score line if it is present.** Do not hold the swab shaft below the score line.



Carefully insert the swab into the throat ensuring contact with bilateral tonsils (if present) and the posterior pharyngeal wall, then withdraw the swab without touching the inside of the cheeks or tongue.




While holding the swab in hand, unscrew the tube cap. Do not spill the tube contents. Place the swab specimen into 3mL of VTM/UTM.

VTM/UTM That Can Be Used:

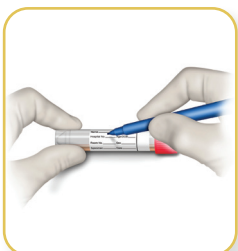
- ✓ Remel MicroTest M4, M4RT, M5 or M6 formulations
- ✓ Copan Universal Transport Medium
- ✓ BD Universal Viral Transport Medium

Acceptable Alternatives:

- ✓ Liquid Amies
- ✓ Saline
- ✓ Specimen Transport Medium



Immediately place the swab into the transport tube and seal. If score line is present, break swab at the score line at the top of the tube. The swab will drop to the bottom of the vial. Discard the top portion of the shaft. Tightly screw the cap onto the tube.



Use label to provide a unique identification for the specimen.

After collection, specimens can be stored at 2°C to 8°C up to 96 hours.

* Hologic provides this collection procedure guide as a general informational tool only; it is not an affirmative instruction or guarantee of performance. It is the sole responsibility of the clinician to read and understand the appropriate package insert and comply with applicable local, state and federal rules and regulations.

hologic.com | diagnostic.solutions@hologic.com | 1.888.484.4747

DS-10048-001 Rev. 001 ©2020 Hologic, Inc. All rights reserved. Hologic, Aptima, Panther Fusion and associated logos are trademarks and/or registered trademarks of Hologic, Inc. and/or its subsidiaries in the United States and/or other countries. This information is intended for medical professionals in the U.S. and is not intended as a product solicitation or promotion where such activities are prohibited. Because Hologic materials are distributed through websites, eBroadcasts and tradeshows, it is not always possible to control where such materials appear. For specific information on what products are available for sale in a particular country, please contact your Hologic representative or write to diagnostic.solutions@hologic.com.

