

**Hologic® Direct Load Capture Cap Collection Kit —
CLASSIQSwabs®**

For Emergency Use Authorization (EUA) Only

IVD

Rx only

Intended Use

The Hologic® Direct Load Capture Cap Collection Kit – CLASSIQSwabs® is intended to be used for clinician collection of oropharyngeal and anterior nasal (nasal) swab specimens and patient collection of nasal swab specimens in a health care setting for testing with the Aptima® SARS-CoV-2 assay to detect the presence of RNA for SARS-CoV-2. The kit is also intended to be used for clinician collection of nasal swab specimens and patient collection of nasal swab specimens in a health care setting for testing with the Aptima SARS-CoV-2/Flu assay to detect the presence of RNA for SARS-CoV-2, influenza A virus (Flu A) and/or influenza B virus (Flu B). The Hologic Direct Load Capture Cap Collection Kit – CLASSIQSwabs has not been evaluated for home use.

Materials Provided

100 Hologic Direct Load Capture Cap Collection Kit—CLASSIQSwabs® (Cat. No. PRD-06951)

Each kit contains:

Component	Quantity	Description
Swab	1	Individually wrapped, sterile swab
Direct Load Capture Cap tube	1	Tube containing Specimen Transport Medium (STM), 2.9 mL

Warnings and Precautions

- A. Wash hands with soap before opening collection kit.
- B. Use the provided swab only. Failure to use the provided swab may invalidate the test results.
- C. Do not use if the swab is visibly damaged (i.e., if the swab tip or shaft is broken).
- D. Do not bend or shape the swab before collection. Do not use excessive force, pressure or bending when collecting the specimen as this may result in accidental breakage of the swab.
- E. Fiber adhesion to the shaft has been tested for instantaneous specimen collection: longer contact between the swab and the collection area may cause fiber detachment.
- F. Do not apply the specimen transport medium directly to skin or mucous membranes or take internally.
- G. Specimens may be infectious. Use Universal Precautions when handling specimens. Only personnel adequately trained in handling infectious materials should be permitted to handle specimens.
- H. This product has not been FDA cleared or approved but has been authorized for emergency use by FDA under an EUA for use by authorized laboratories.

- I. When used with the Aptima SARS-CoV-2 assay the following applies: This product is for use with a test authorized only for the detection of nucleic acid from SARS-CoV-2, not for any other viruses or pathogens.
- J. When used with the Aptima SARS-CoV-2/Flu assay the following applies: This product is for use with a test authorized only for the detection of nucleic acid from SARS-CoV-2, Flu A, and/or Flu B, not for any other viruses or pathogens.
- K. The emergency use of this product is only authorized for the duration of the declaration that circumstances exist justifying the authorization of emergency use of *in vitro* diagnostics for detection and/or diagnosis of COVID-19 under Section 564(b)(1) of the Federal Food, Drug and Cosmetics Act, 21 U.S.C. § 360bbb-3(b)(1), unless the declaration is terminated or authorization is revoked sooner.
- L. Take care to avoid cross-contamination during the specimen handling steps. Specimens can contain extremely high levels of pathogens. Ensure that specimen containers do not contact one another, and discard used materials without passing over the containers. If gloves come in contact with specimen, change gloves to avoid cross-contamination.
- M. If the contents of the transport tube are spilled at any time during the collection procedure, use a new Hologic Direct Load Capture Cap Collection Kit – CLASSIQSwabs. Failure to use a new kit may invalidate the test results.
- N. Maintain proper storage conditions during specimen shipping to ensure the integrity of the specimen. Specimen stability under shipping conditions other than those recommended has not been evaluated.
- O. Do not use the kit after its expiration date to collect specimens.

Kit Storage Requirements

Store collection kit at room temperature (15°C to 30°C).

Direct Load Capture Cap Collection Kit – CLASSIQSwabs Performance

The Hologic Direct Load Capture Cap Collection Kit – CLASSIQSwabs contains the same media and volume as the Aptima Multitest Specimen Collection Kit. Performance data for the Multitest Specimen Collection Kit, evaluated with the Aptima SARS-CoV-2 assay, was used to support the Hologic Direct Load Capture Cap Collection Kit – CLASSIQSwabs. Assay performance characteristics using the Multitest swab specimens are provided in the Aptima SARS-CoV-2 package insert. Performance of the Direct Load Capture Cap Collection Kit – CLASSIQSwabs with the Aptima SARS-CoV-2/Flu assay can be found in the Analytical Sensitivity section of the Aptima SARS-CoV-2/Flu assay package insert. Package inserts for both the Aptima SARS-CoV-2 assay and the Aptima SARS-CoV-2/Flu assay may be referenced online at www.hologic.com.

When collecting multiple specimens from the same patient, the tube label includes a field to record each unique specimen source.

Oropharyngeal Swab Specimens Collection and Handling – Aptima SARS-CoV-2 Assay only

Instructions for oropharyngeal swab specimen collection (clinician collection only):

1. Partially peel open the swab package. Remove the swab. Do not touch the soft tip or lay the swab down. If the soft tip is touched, the swab is laid down, or the swab is dropped, use a new Hologic Direct Load Capture Cap Collection Kit – CLASSIQSwabs.
2. Hold the swab, placing your thumb and forefinger in the middle of the swab shaft covering the score line. Do not hold the swab shaft below the score line.

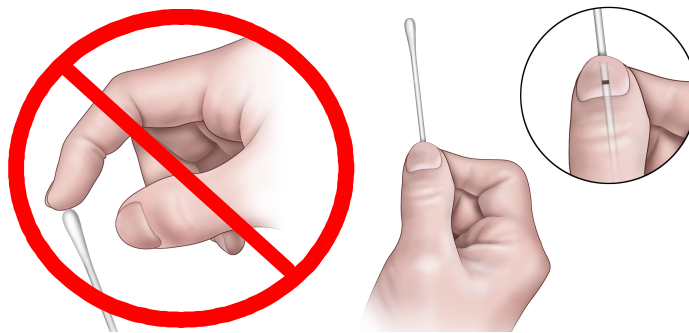
- Carefully insert the swab into the throat ensuring contact with bilateral tonsils (if present) and the posterior pharyngeal wall, then withdraw the swab without touching the inside of the cheeks or tongue.
- While holding the swab in the same hand, unscrew the cap from the tube. Do not spill the contents of the tube. If the contents of the tube are spilled, use a new Hologic Direct Load Capture Cap Collection Kit – CLASSIQSwabs.
- Immediately place the swab into the transport tube so that the score line is at the top of the tube.
- Carefully break the swab shaft at the score line against the side of the tube.
- Immediately discard the top portion of the swab shaft.
- Tightly screw the cap onto the tube.

Nasal Swab Specimens Collection and Handling – Aptima SARS-CoV-2 and Aptima SARS-CoV-2/Flu Assays

Note to Patient: If you have any questions about this procedure, please ask your healthcare provider.

Instructions for nasal swab specimen collection: clinician collection and patient self-collection

- Wash hands with soap and water for 30 seconds before starting.
- Partially peel open the swab package. Remove the swab. Do not touch the soft tip or lay the swab down. If the soft tip is touched, the swab is laid down, or the swab is dropped, use a new Hologic Direct Load Capture Cap Collection Kit – CLASSIQSwabs.
- Hold the swab, placing your thumb and forefinger in the middle of the swab shaft covering the score line. Do not hold the swab shaft below the score line.

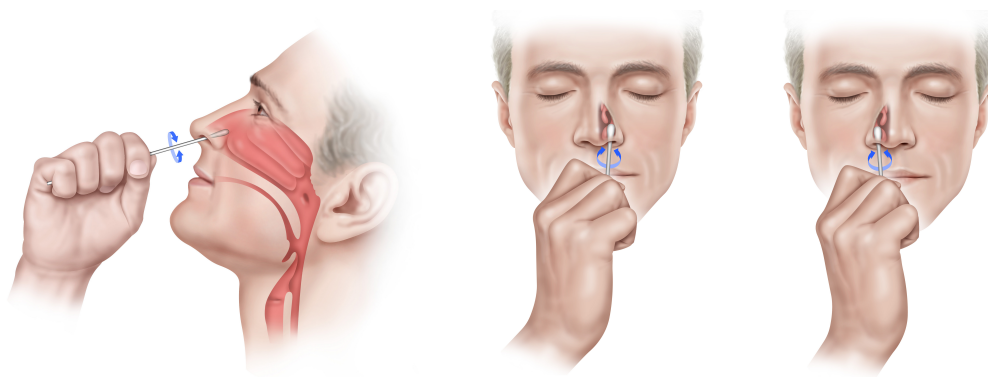


- Carefully insert the swab into the first nostril until the swab **tip** is no longer visible, i.e. $\frac{1}{2}$ to $\frac{3}{4}$ of an inch or 1.25 to 2 cm into the nostril. Rotate the swab with moderate pressure against as much of the wall of the nostril as possible in a large circular path inside the nose at least 4 times (approximately 10-15 seconds per nostril) against the nasal wall and remove from nostril.

Note: Simply twirling the swab against one part of the inside of the nose or leaving the swab in the nose for 10-15 seconds, is not proper technique and may result in an insufficient sample.

- Using the same swab, carefully insert the swab into the second nostril until the swab **tip** is no longer visible, i.e. $\frac{1}{2}$ to $\frac{3}{4}$ of an inch or 1.25 to 2 cm into the nostril. Rotate the swab with moderate pressure against as much of the wall of the nostril as possible in a large circular path inside the nose at least 4 times (approximately 10-15 seconds per nostril) and remove from nostril. **Do not force the swab any further up and into nose at any point.**

Note: You must collect the sample from both nostrils!

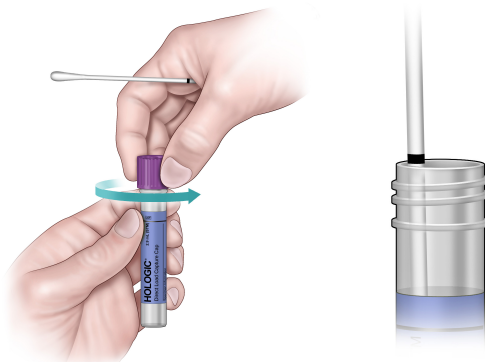


- While holding the swab in the same hand, unscrew the cap from the tube. Do not spill the contents of the tube. If the contents of the tube are spilled, use a new Hologic Direct Load Capture Cap Collection Kit – CLASSIQSwabs.

Note to Patient: Inform your doctor or healthcare worker if liquid is spilled and a new kit is required.

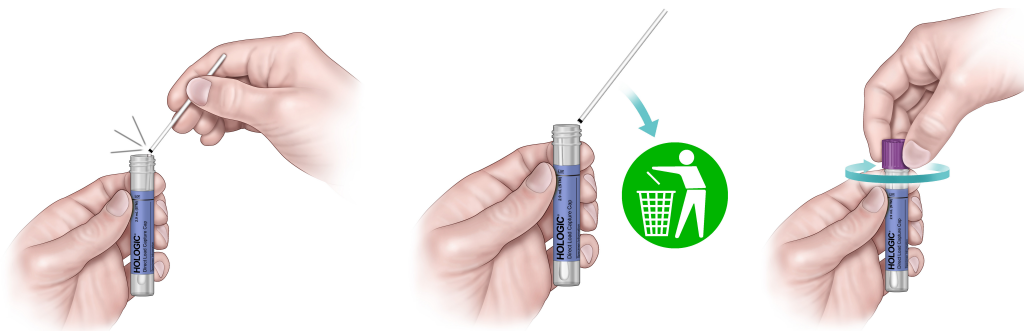
Warning: *If you come into contact with liquid from the tube, wash your hands with soap and water for 30 seconds.*

- Immediately place the swab into the transport tube so that the score line is at the top of the tube.



- Carefully break the swab shaft at the score line against the side of the tube.
- Immediately discard the top portion of the swab shaft.
- Tightly screw the cap onto the tube.

Note to Patient: Return the collection kit to your doctor or healthcare worker.



Specimen Transport and Storage

Swab specimens are intended to be transported to the laboratory in the provided swab specimen transport medium and tube for use with the Aptima SARS-CoV-2 assay and the Aptima SARS-CoV-2/Flu assay. Refer to the Aptima SARS-CoV-2 assay package insert and the Aptima SARS-CoV-2/Flu assay package insert for proper specimen storage conditions.

Note: Specimens must be shipped in accordance with applicable national and international regulations.

Limitations

- A. Use this collection kit only with the Aptima SARS-CoV-2 assay and the Aptima SARS-CoV-2/Flu assay. Performance has not been established with other products.
- B. Use appropriate personal protective equipment (PPE) when collecting and handling specimens from individuals suspected of being infected with SARS-CoV-2 as outlined in CDC Interim Laboratory Biosafety Guidelines for Handling and Processing Specimens Associated with 2019 Novel Coronavirus (2019-nCoV).
- C. The patient-collected Direct Load Tube Kit nasal swab application is limited to health care facilities where support/counseling is available to explain the procedures and precautions.
- D. Oropharyngeal swabs are authorized for use with the Aptima SARS-CoV-2 assay only.



Hologic, Inc.
10210 Genetic Center Drive
San Diego, CA 92121 USA

Customer Support: +1 800 442 9892
customersupport@hologic.com
Technical Support: +1 888 484 4747
molecularsupport@hologic.com

For more contact information visit www.hologic.com.

Hologic, Aptima, and associated logos, are trademarks and/or registered trademarks of Hologic, Inc. and/or its subsidiaries in the United States and/or other countries.

All other trademarks that may appear in this package insert are the property of their respective owners.

This product may be covered by one or more U.S. patents identified at www.hologic.com/patents.

©2021 Hologic, Inc. All rights reserved.
AW-23536 Rev. 004
2021-10