

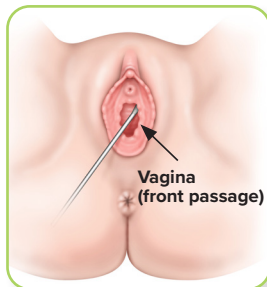
Panther Fusion® Vaginal-Rectal Swab Collection

Clinician collection procedure guide

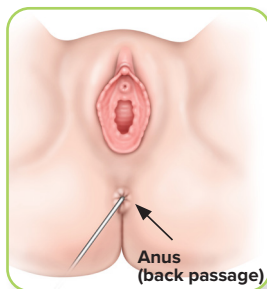
Collection for vaginal-rectal swab specimens¹

Swab specimen collection guide for:

- Panther Fusion® GBS Assay



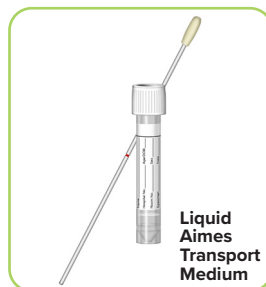
Remove swab(s) from packaging. Insert swab 2cm into vagina, (front passage). Do not touch cotton end with fingers. Move swab from side to side, or rotate the swab at the collection site, allowing several seconds for absorption of organisms by the swab.



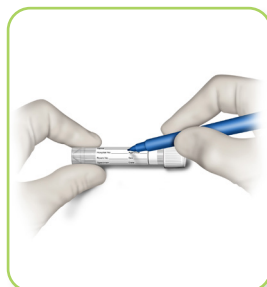
Insert the same swab 1 cm into anus, (back passage). Move swab from side to side, or rotate the swab at the collection site, allowing several seconds for absorption of organisms by the swab. Either the same or a second swab can be used for collection.



OR



While holding the swab in hand, remove the cap from the sterile tube. Do not allow the swab to touch anything else. Immediately place the swab specimen into a non-nutritive media (Liquid Stuart's or Amies **without** charcoal) collection tube. Ensure cap fits firmly and is secured to the tube.



Tightly screw the cap onto the tube. Use label to provide a unique identification for the specimen. After collection, swabs can be stored at 15°C to 30°C for up to 48 hours.²

Hologic provides this collection procedure guide as a general informational tool only; it is not an affirmative instruction or guarantee of performance. It is the sole responsibility of the clinician to read and understand the appropriate package insert and comply with applicable local, state and federal rules and regulations.

hologic.com | diagnostic.solutions@hologic.com | 1.888.484.4747

References: 1. CDC. Instructions for the collection of a genital swab for the detection of a group B streptococcus (GBS). https://www.cdc.gov/groupbstrep/downloads/gbs_swab_sheet21.pdf Accessed April 19, 2019. 2. Panther Fusion GBS assay [US package insert]. AW-23714, Rev. 001. San Diego, CA: Hologic, Inc.; 2022

DS-09804-001 Rev. 002 © 2024 Hologic, Inc. All rights reserved. Hologic, Panther Fusion and associated logos are trademarks and/or registered trademarks of Hologic, Inc. and/or its subsidiaries in the United States and/or other countries. This information is intended for medical professionals in the U.S. and other markets and is not intended as a product solicitation or promotion where such activities are prohibited. Because Hologic materials are distributed through websites, eBroadcasts and tradeshows, it is not always possible to control where such materials appear. For specific information on what products are available for sale in a particular country, please contact your Hologic representative or write to diagnostic.solutions@hologic.com.