

# HOLOGIC

## Enhancing Hysteroscopy Services with our Complementary Range of Products

### FLUENT

#### A Game Changer in Fluid Management

Enhanced control & efficiency for better patient care\*

\*As compared to conventional fluid management systems currently on the market.



### MyoSure

Tissue Removal Device



#### Solutions for a Wide Range of Pathology

MyoSure **MANUAL** device

DIRECTED BIOPSY  
POLYPS ≤ 1 CM

MyoSure **REACH** device

FIBROIDS ≤ 3 CM  
ALL POLYPS

MyoSure **LITE** device

DIRECTED BIOPSY  
POLYPS ≤ 3 CM

MyoSure **XL** device

FIBROIDS ≤ 5 CM  
ALL POLYPS

# HOLOGIC

### Hologic's Omni<sup>®</sup> Hysteroscope Suite

## 0° or 30° - It's Your Choice.

Optimising diagnostic and operative hysteroscopy. One versatile hysteroscope which is fully compatible with the MyoSure<sup>®</sup> Tissue Removal System.

#### Omni Hysteroscope Suite – Enabling Progression.



For more information visit [www.gynsurgicalsolutions.co.uk](http://www.gynsurgicalsolutions.co.uk) or contact your local sales rep.

Space for business card

GYN Surgical Solutions | [Hologic.com](http://Hologic.com) | [euinfo@hologic.com](mailto:euinfo@hologic.com)

References: 1. As compared to procedures completed without the Omni Lok cervical seal. 2. Hologic Data on file, VAR-08420. 3. Hologic Data on file, DHM-07810. 4. Hologic Data on file, VER-09159. 5. Hologic Data on file, VER-10319.

PB-00932-EUR-EN Rev.001 Hologic, Inc. ©2021 All rights reserved. Hologic, Fluent, MyoSure, Omni, Omni Lok and associated logos are trademarks and/or registered trademarks of Hologic, Inc., and/or its subsidiaries in the United States and/or other countries. This information is intended for medical professionals and is not intended as a product solicitation or promotion where such activities are prohibited. Because Hologic materials are distributed through websites, eBroadcasts and tradeshows, it is not always possible to control where such materials appear. For specific information on what products are available for sale in a particular country, please contact your local Hologic representative or write to euinfo@hologic.com.

**Omni**<sup>®</sup>  
Hysteroscope

**Omni**<sup>®</sup>  
Hysteroscope

## Why Choose the Omni® Hysteroscope Suite?




### 3 in 1 Omni Hysteroscope

Convenience to see and treat pathology with a single hysteroscope



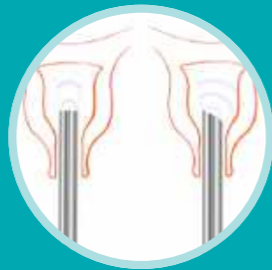
### Long working length

Facilitates easier access and treatment for larger patients with 200mm working length



### Rod lens

Quality visualisation throughout procedures



### 0° and 30° angle

Designed for the MyoSure® Tissue Removal System as well as for diagnostic and operative procedures



### Secure sheath

Sheath fits securely into the Omni Hysteroscope using the alignment guide



### Straight and beveled tip

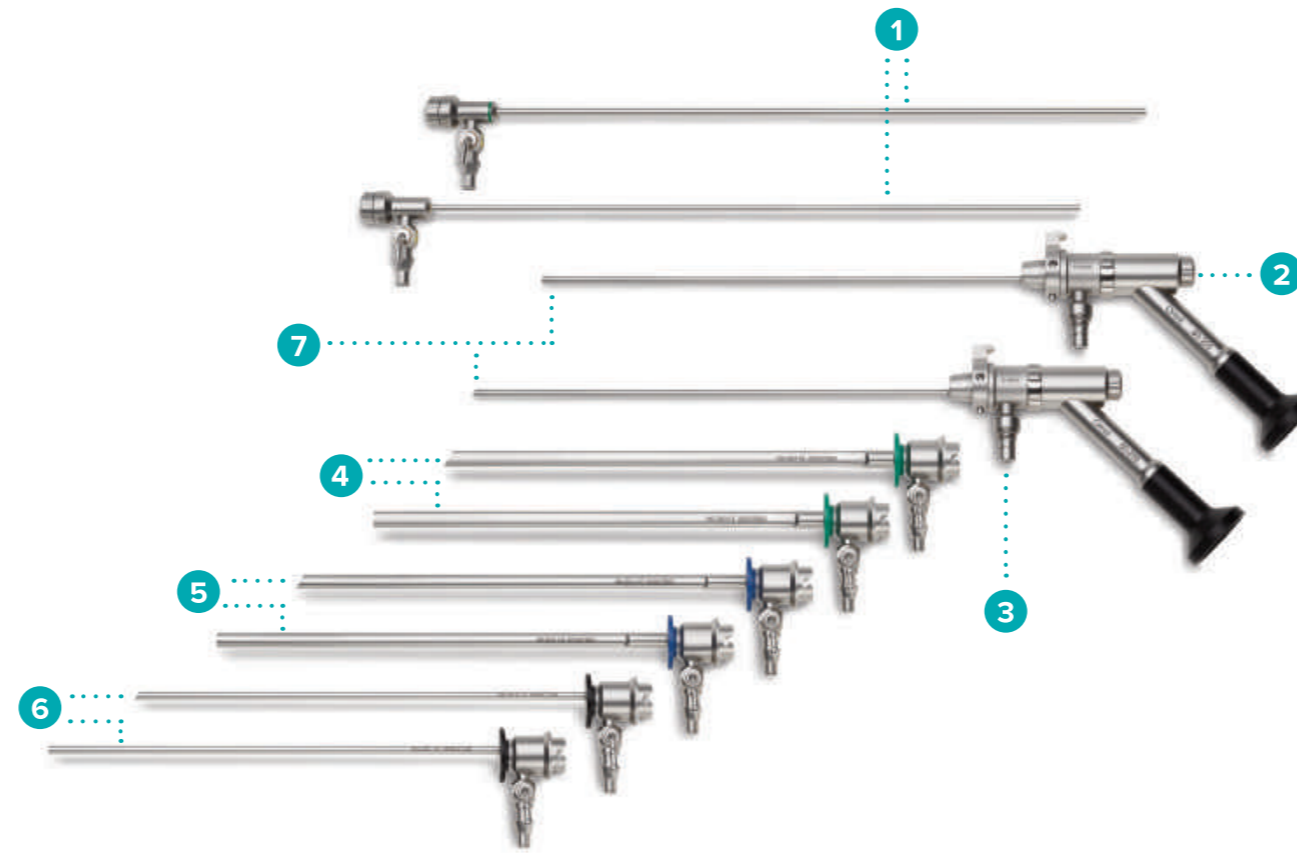
The 30° Omni Hysteroscope has a beveled tip for easy insertion



### Small oval diameter

Easier insertion and greater patient comfort


## Hologic's Omni® Hysteroscope Suite in 0° and 30°



1. Continuous flow with removable outflow channel
2. Seal design that helps prevent fluid splash
3. Flexibility to support multiple light source attachments
4. Operative sheath with 6.0 mm outer diameter
5. Operative sheath with 5.5 mm outer diameter
6. Diagnostic sheath with 3.7 mm outer diameter
7. 0° and 30° angle each with 80° field of view for a wide view of the uterine cavity

## The Omni Hysteroscope Instrument Tray

1. Omni Hysteroscope
2. Omni Hysteroscope 3.7mm Diagnostic Sheath
3. Omni Hysteroscope 5.5mm Operative Sheath
4. Omni Hysteroscope 6.0mm Operative Sheath
5. MyoSure® Tissue Removal System Rod Lens Hysteroscope Removable Outflow Channel
- 6-8. 40-904 End Cap x3
9. 40-901 Wolf Light Guide Adapter
10. 40-900 Storz Light Guide Adapter
11. MyoSure Tissue Removal System XL Rod Lens Hysteroscope Removable Outflow Channel
12. Omni Hysteroscope Instrument Tray with Lid



## Additional Accessories to Further Enhance Hysteroscopic Procedures

### Omni™ Lok

#### Set, Seal, See & Treat

Omni Lok Cervical Seal is designed to improve procedural efficiency and help maintain distention by reducing fluid leakage<sup>1,2,3</sup>



On average **94% reduction** in fluid leakage<sup>1,4</sup>



Designed to help maintain distention by **minimising cervical leakage**<sup>1,3</sup>



Designed to **reduce clean-up** and **OR turnover time**<sup>1,2</sup>

### Omni® 5 Fr. Seal

#### Improves Procedural Experience.

**Optimised.** A better seal for the Omni 5 Fr. Seal tools.

**Reduced leakage and backsplash by over 75% when using the<sup>5</sup> Omni 5 Fr. Seal instruments.**

Enables a wider use of the Omni Hysteroscope Suite.

