

Aptima[®] Mycoplasma Genitalium Assay

Sense an elusive threat.

Detecting a prevalent, often overlooked STI. Emerging data is bringing new understanding to the prevalence and clinical impact of *Mycoplasma genitalium*, an infection which is often asymptomatic.¹

Prevalence²

General population

1 – 2%

STI clinic attendees

4 – 38%



"M. genitalium infection is unequivocally and strongly associated with Non-gonococcal urethritis." – British Association of Sexual Health and HIV Guideline, 2018.

■ Responsible for 30% of persistent or recurrent urethritis in men.³

■ Detected in 10-30% of women with clinical cervicitis.⁴

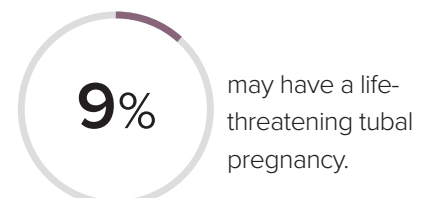
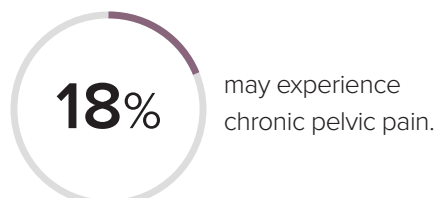

■ Identified in up to 22% of pelvic inflammatory disease (PID) cases.⁴

Left untreated, the danger grows

Accurate identification is crucial for proper treatment of an *Mycoplasma genitalium* infection, which can become resistant to common antibiotics used to treat CT and NG.⁴

Untreated *Mycoplasma genitalium* infections have been associated with urethritis and cervicitis in women.⁵

Cervicitis is commonly associated with PID, which has serious health consequences if left untreated.⁶



In addition to contributing to PID, *Mycoplasma genitalium* may also increase the risk of HIV acquisition and transmission.^{3,7}

Aptima[®] Mycoplasma genitalium
Assay

Excellent assay performance and full automation of the Panther® system.

The Aptima® Mycoplasma genitalium assay is a simple and effective alternative to lab-developed or commercial PCR assays.^{8,9}

Nordic Study ⁸	SENSITIVITY	French Study ⁹
99.1% – 100%	Aptima Mycoplasma genitalium assay	100%
73.2% – 81.6%	Lab-developed PCR	59.7%
	SpeedX assay	63.9%
Nordic Study ⁸	SPECIFICITY	French Study ⁹
99.6% – 100%	Aptima Mycoplasma genitalium assay	99.1%
99.7% – 100%	Lab-developed PCR	100%



"The detection of rRNA of M. genitalium affords a particularly sensitive method for detecting the organism in vivo, leading to improved clinical diagnosis of M. genitalium infection compared to that with NAATs that target genomic DNA of the organism."

– Kirkconnell et al. 2019.¹⁰

Pinpoint the danger. Identify the true cause of symptoms for the most effective treatment.

One sample, multiple STI results

Multiple sample types make the Aptima Mycoplasma genitalium assay easy to order as a stand alone test, along with the Aptima Combo 2® assay for CT/NG, the Aptima Trichomonas vaginalis assay or with the ThinPrep® Pap Test.*



Aptima Multitest Swab Kit



Aptima Urine Kit



Aptima Unisex Swab Kit



ThinPrep Pap Test Vial

*Refer to individual assay package inserts for cleared specimen types and performance claims.

The addition of the Aptima Mycoplasma genitalium assay allows you to offer more complete, clinically relevant STI testing and ultimately reduces complications related to misdiagnoses.

RUN ON
PANTHER®



References: 1. Haggerty C, and Taylor B. Mycoplasma genitalium: An Emerging Cause of Pelvic Inflammatory Disease. Infect Dis Obstet Gynecol. 2011;2011:959816. doi:10.1155/2011/959816. 2. Soni S, Horner P, Rayment M, et al. British Association for Sexual Health and HIV national guideline for the management of infection with Mycoplasma genitalium (2018). Int J STD AIDS. 2019;30(10):938-950. 3. Taylor-Robinson D and Jensen J. Mycoplasma genitalium: from Chrysalis to Multicolored Butterfly. Clin Microbiol Rev. 2011;24(3):498-514. doi:10.1128/CMR.00006-11. 4. CDC. Sexually Transmitted Diseases and Treatment Guidelines: Mycoplasma genitalium. <http://www.cdc.gov/std/tg2015/emerging.htm>. Updated June 4, 2015. Accessed January 28, 2020. 5. McGowan C, and Anderson-Smits C. Mycoplasma genitalium: An Emerging Cause of Sexually Transmitted Disease in Women. PLoS Pathog. 2011;7(5):e1001324. doi:10.1371/journal.ppat.1001324. 6. CDC. Recommendations for the Laboratory-Based Detection of Chlamydia trachomatis and Neisseria gonorrhoeae – 2014. <http://www.cdc.gov/mmwr/preview/mmwrhtml/rr6302a1.htm>. Published March 14, 2014. Accessed January 28, 2020. 7. Vandepitte J, Weiss H, Bukonya J, et al. Association between Mycoplasma genitalium infection and HIV acquisition among female sex workers in Uganda: evidence from a nested case-control study. Sex Transm Infect. 2014;90(7):545-9. doi:10.1136/sextrans-2013-051467. 8. Unemo M, Salado-Rasmussen K, Hansen M, et al. Clinical and analytical evaluation of the new Aptima Mycoplasma genitalium assay, with data on M. genitalium prevalence and antimicrobial resistance in M. genitalium in Denmark, Norway and Sweden in 2016. Clin Microbiol Infect. 2018;24(5):533-39. 9. Le Roy C, Pereyre S, Hélin N, et al. French Prospective Clinical Evaluation of the Aptima Mycoplasma genitalium CE-IVD Assay and Macrolide Resistance Detection Using Three Distinct Assays. J Clin Microbiol. 2017 Nov;55(11):3194-3200. 10. Gaydos C, Manhart L, Taylor S, et al. Molecular Testing for Mycoplasma genitalium in the United States: Results from the AMES Prospective Multicenter Clinical Study. J Clin Microbiol. 2019 Oct 23;57(11) Print 2019 Nov.

Diagnostic Solutions | Hologic.com | euinfo@hologic.com

SS-07089-EUR-EN Rev 003 © 2020 Hologic, Inc. All rights reserved. Hologic, Aptima, Aptima Combo 2, Panther, ThinPrep and associated logos are trademarks or registered trademarks of Hologic, Inc. and/or its subsidiaries in the United States and/or other countries. All other trademarks, registered trademarks, and product names are the property of their respective owners. This information is intended for medical professionals and is not intended as a product solicitation or promotion where such activities are prohibited. Because Hologic materials are distributed through websites, eBroadcasts and trade shows, it is not always possible to control where such materials appear. For information on specific products available for sale in a particular country, please contact your Hologic representative or write to euinfo@hologic.com.