

Turn images into answers

Introducing the Faxitron® Trident® HD *Mid* Specimen Radiography System



With the Faxitron® Trident® HD Mid Specimen Radiography System, turn images into answers.

When it comes to performing stereotactic breast biopsies or breast conserving surgeries, nothing is more important than being sure.

Are the targeted calcifications visible? Have the markers been captured? Are the margins clear?

This new version continues the power of Hologic's proven detector technology to generate sharp, highly detailed images for rapid sample verification right in the procedure room or operating room.

No transporting the specimen to another room for imaging. No waiting for margin confirmation. No costly scheduling delays.

Instead, you have the quality images you need to make informed clinical decisions on the spot – to help streamline workflow, shorten procedures, and reduce recalls.

The Faxitron Trident HD Mid's sleek, modern, ergonomic design makes it easier to maneuver in a crowded room. **Plus, the Faxitron Trident HD Mid system is fast to learn, easy to use, and simple to maintain, giving you more time to do what you do best – take care of your patients.**



Exceptional Image quality

- The only specimen radiography platform to take advantage of amorphous selenium direct capture imaging to generate crisp, clear, high resolution images that inspire confidence.
- Same detector technology as the market leading Dimensions® platform.
- Automatic Exposure Control (AEC) optimized for breast excisions and core biopsies.



Improved workflow

- Instant verification results in reduced procedure time, and improved workflow.¹
- Fast procedure time without the need to wait for margin confirmation.
- Intuitive user interface and software-driven controls eliminate steps, simplify staff communication, and encourage collaboration.
- Compare specimen image with original mammogram or biopsy on one screen.

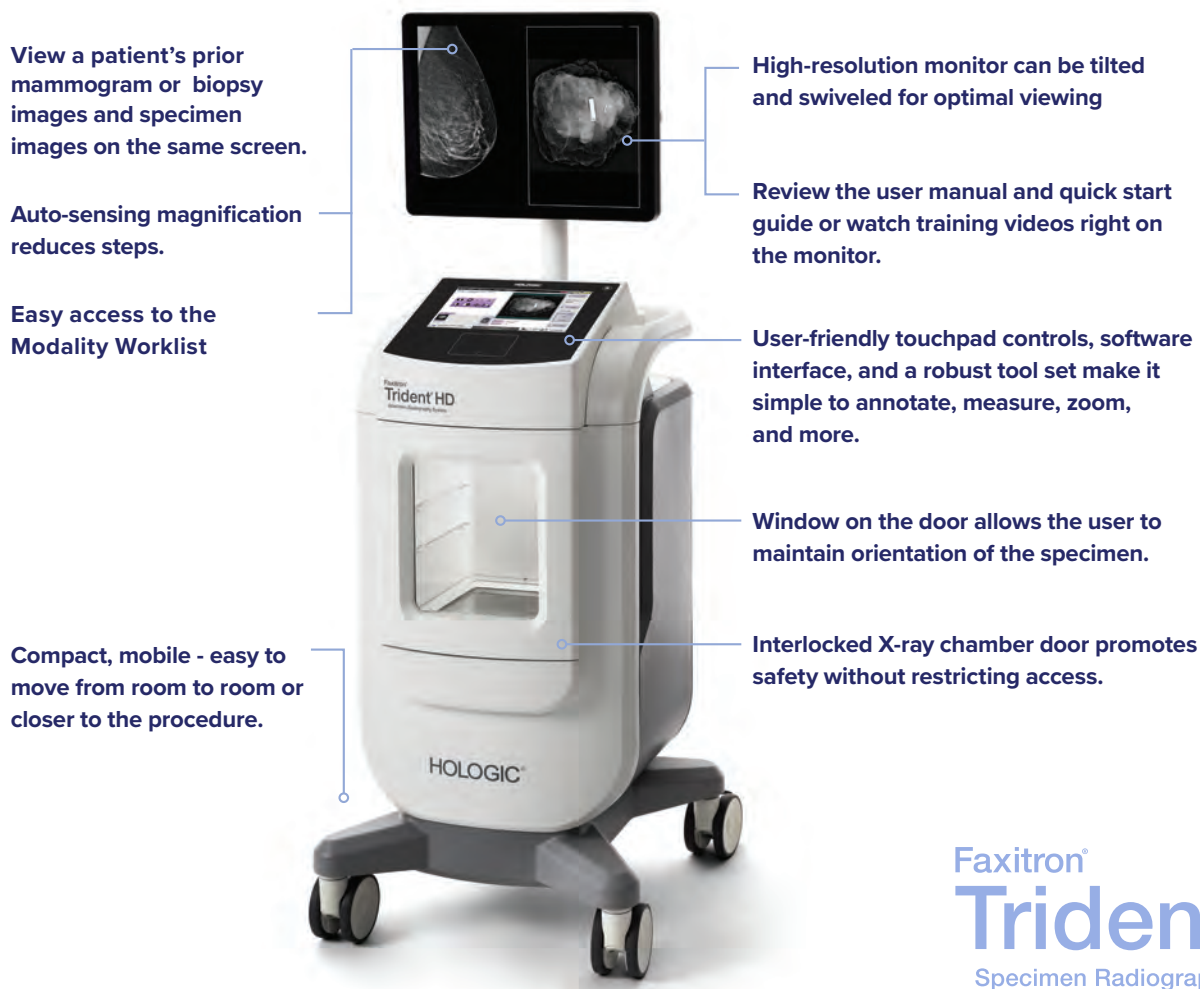


Ease of use

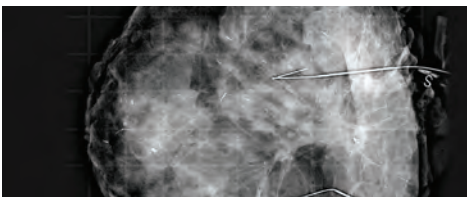
- User friendly control panel and software interface with a robust tool set including annotate, measure, zoom, and more.
- Modernized with touchpad controls and enclosed design for easy cleaning and a smaller footprint to maximize OR space.
- Easy integration into your facility and WiFi with the ability to send to the SecurView® DX workstation or PACS with one button.

Simplify life in the OR with the **Faxitron® Trident® HD Mid system.**

Packed with advanced imaging technologies and engineered from the ground up to increase certainty and improve caregiver productivity in the OR. An intuitive, flat touchscreen display, user-friendly control panel, optional bar code scanning, and PACS integration all work together to accelerate a full range of procedures from start to finish.



Faxitron®
Trident® HD
Specimen Radiography System



Count on exceptional quality images as fast as every 25 seconds to help make fast, informed decisions in the OR.



An optional barcode scanner makes it quick and easy to pull up a patient's clinical data and history during a procedure.



A 12 x 14cm detector is perfect for stereotactic biopsy samples or smaller breast conserving surgery specimens.

A comprehensive family of solutions

The Faxitron® Trident® HD *Mid* system fits right into Hologic's full range of specimen radiology solutions. Hologic has a complete set of specimen imaging products for Radiology, Surgery and Pathology to help you improve efficiency, optimize the patient experience and deliver the best outcomes possible. Talk to your representative about the systems that can best suit your and your patients' needs ensuring your patients have the best possible care when they need it most.


Faxitron® Trident® HD *Mid* and Full specimen radiography systems



Faxitron® CT specimen radiography system



Faxitron® Path specimen radiography system



Be sure to talk with your Hologic representative about which specimen radiography solution is right for you and your patients.

Faxitron® Path system also known as PathVision™ System.

www.hologic.com | BSHInsideSales@hologic.com | +1.800.442.9892

**Hologic Headquarters
United States / Latin America**
250 Campus Drive
Marlborough, MA 01752
USA Tel: +1.508.263.2900
Sales: +1.781.999.7453
Fax: +1.781.280.0668
Email: info@hologic.com

Hologic Europe
Everest (Cross Point)
Leuvensesteenweg
250A 1800
Vilvoorde, Belgium
Tel: +32.2.711.4680
Fax: +32.2.725.2087

Hologic Asia Pacific Limited
Unit 01-03A, 13/F
No. 909 Cheung Sha Wan Road
Cheung Sha Wan
Kowloon, Hong Kong
Tel: +852 3748 7700
Fax: +852 3526 0723

Hologic Australia
Suite 402, Level 4
2 Lyon Park Road
Macquarie Park NSW 2113
Australia
Tel: +61.2.9888.8000
Fax: +61.2.9870.7555

PB-00901 Rev.001 (03/21) ©2021 Hologic Inc. All rights reserved. Hologic, The Science of Sure, Dimensions, Faxitron Trident, SecurView, Viera and associated logos are trademarks and/or registered trademarks of Hologic, Inc., and/or its subsidiaries in the United States and/or other countries. This information is intended for medical professionals in the U.S. and other markets and is not intended as a product solicitation or promotion where such activities are prohibited. Because Hologic materials are distributed through websites, eBroadcasts and tradeshows, it is not always possible to control where such materials appear. For specific information on what products are available for sale in a particular country, please contact your local Hologic representative.