

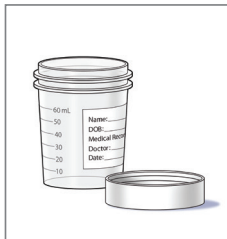
Female Patient Collection Procedure Guide

Collection for first-catch urine specimen

Wait at least 1 hour after the last time you urinated before providing a urine sample.



Wash your hands thoroughly with soap and water.



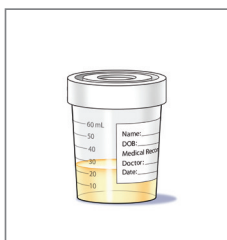
Remove the urine collection lid and place the lid upside down on the counter.
DO NOT TOUCH the inside of the cup with your fingers.



DO NOT CLEAN the urinary opening with a cleaning wipe.



Begin urinating into the collection cup.
Stop when the urine collection cup is **approximately 20 to 30 mL** full.
Do not overfill the cup.
Finish urinating into the toilet.



Tightly screw the lid back on and avoid touching the inside of the collection cup.
Place the cup in the designated area or give to a medical staff member.

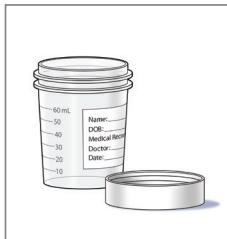
Male Patient Collection Procedure Guide

Collection for first-catch urine specimen

Wait at least 1 hour after the last time you urinated before providing a urine sample.



Wash your hands thoroughly with soap and water.



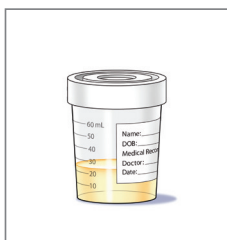
Remove the urine collection lid and place the lid upside down on the counter.
DO NOT TOUCH the inside of the cup with your fingers.



DO NOT CLEAN the penis opening with a cleaning wipe.



Begin urine stream directly into the collection cup.
Stop when the urine collection cup is **approximately 20 to 30 mL** full.
Do not overfill the cup.
Finish urinating into the toilet.



Tightly screw the lid back on and avoid touching the inside of the collection cup.
Place the cup in the designated area or give to a medical staff member.

Hologic provides this collection procedure guide as a general informational tool only; it is not an affirmative instruction or guarantee of performance. It is the sole responsibility of the clinician/laboratory to read and understand the appropriate package insert and comply with applicable local, state and federal rules and regulations.

hologic.com | diagnostic.solutions@hologic.com | +1.888.484.4747

DS-09716-001 Rev. 001 © 2018 Hologic, Inc. All rights reserved. Hologic and associated logos are trademarks and/or registered trademarks of Hologic, Inc. and/or its subsidiaries in the United States and/or other countries. This information is intended for medical professionals in the U.S. and is not intended as a product solicitation or promotion where such activities are prohibited. Because Hologic materials are distributed through websites, eBroadcasts and tradeshows, it is not always possible to control where such materials appear. For specific information on what products are available for sale in a particular country, please contact your local Hologic representative or write to diagnostic.solutions@hologic.com.